

Magenta - Emergent



The prompts in the Focus Panels for Magenta titles cover a range of Key Targets that are listed in the *Teachers' Tool Box*.



Sample Targets

PREVIEW Comprehension Strategies

- Interpret illustrations and use these to predict text
- Make text-to-self connections

VIEW Concepts about Print

- Identify speech bubbles

Reading

- Practise flow and fluency

Letter and Word Recognition

- Identify initial letters
- Develop vocabulary

REVIEW Form Opinions

- Ask simple questions

Look at the web.

PREVIEW
Look at the speech bubble. The woman is saying "Shoo! Shoo! Shoo!" Why do you think she is saying that?

VIEW
Put your finger on the speech bubble. Read it like the woman may have said it.
Read the sentence.

REVIEW
Why do you think the woman should be chasing the spider away?

from *Look at the Web*

This fish can live here. Yes

This fish can live here. No

PREVIEW
Where does a fish live?
Could it live in the top photograph?
Could it live in the bottom photograph?
Why not?

VIEW
Read the sentence. Show me the word that says fish. How do you know?

REVIEW
Make a circle with your finger around the word yes. What sound does yes start with?
Write it on your whiteboard.
What other words start like yes?

from *Where Can They Live?*

PREVIEW Comprehension Strategies

- Interpret photographs and use these to predict text
- Ask simple questions

VIEW

Letter and Word Recognition

- Recognise letters and words

Comprehension Strategies

- Use word knowledge

Processing Strategies

- Look for known words
- Interpret symbols
- Identify letters and their sounds

Concepts about Print

- Differentiate upper case and lower case letters

REVIEW

Letter Recognition

- Upper and lower case


Writing

- Writing letters and words

Key Links Magenta titles - 10 fiction & 10 nonfiction

Jill Eggleton has carefully **sequenced** the titles in each level of **Key Links**. It is highly recommended that the books be used in this sequence. This ensures that each title reinforces the letter-sound relationships, vocabulary, comprehension and processing skills from previous titles. The sequence scaffolds readers so that they are **challenged and experience success**.

The *Key Links* book sequence number is shown on the inside back cover in the top right-hand corner of each book.



Monkey Fun
KL-M1
Key Words: I am



I Am a Robot
KL-M2
Key Words: I am a




What Next?
KL-M3
Key Words: Here is the



Sleeping Animals
KL-M4
Key Words: The ___ is




Racing
KL-M5
Key Words: The ___ are




What is Long?
KL-M6
Key Words: Look at the




Whiskers
KL-M7
Key Words: Here are the




No Bones
KL-M8
Key Words: This is a




A Place to Live
KL-M9
Key Words: This ___ lives here.



Where can they Live?
KL-M10
Key Words: This ___ can live here.



Wheels
KL-M11
Key Words: This ___ is on a ___.




Kind Bird
KL-M12
Key Words: The ___ is in the ___.



Night in the Garden
KL-M13
Key Words: A ___ is in the ___.



Dinner for Baby
KL-M14
Key Words: The ___ is on the ___.




Look at the Web
KL-M15
Key Words: The ___ is in the ___. Look at the ___.



Go Mouse
KL-M16
Key Words: The ___ is under the ___.



The King's Pants
KL-M17
Key Words: "My ___," said the ___.



I Am Wet
KL-M18
Key Words: "I am ___," said ___. Come up here! Here I am.



Tricky Tiger
KL-M19
Key Words: Key Words: "Look at my ___," said ___. Come here.



Look Bee!
KL-M20
Key Words: "Look at my ___," said the ___. I am ___. Look out!

Magenta Teachers' Tool Box ... a three-in-one resource:

Organisation and management

Learning centres

Assessment – including pre-check/post-check resources

